

Push Buttons



Quality made
in Austria




D580E142

		Page	
Programm B3		2	
			
			
Push Buttons	EMERGENCY STOP Buttons	Key Operated Rotary Switches	3 4 4
			
Rotary Knobs and Swing Knobs	Illuminated Rotary Knobs and Swing Knobs	Illuminated Push Buttons	5 5 6
			
Double Push Buttons	Lens Caps	Monoblock-Multi-LED	6 7 7
			
Push Button-Sets	Illuminated Push Button-Sets	Pilot Lights	8 8 8
			
Connector	Insert Actuator	Contact Blocks and Lamp Holders	10 10 10
			
Lamps, LED Lamps	Accessories	Label Holder, Legend Plates, Actuator Caps	11 11 12, 13
Program B5		14	
			
			
Push Buttons	Rotary Knobs and Swing Knobs		15 16
			
Key Operated Rotary Switches	Illuminated Push Button	Lens Caps	17 17 17
			
Connector	Contact Blocks and Lamp Holders	Lamps, Accessories	18 18 19
Units for Surface Mounting		21	
			
Assembled Units IP65			21
			
Enclosures BG..	Contact Blocks and Lamp Holders for Enclosures BG..		22 22
			
Push Buttons for Enclosures	Extensions for Push Buttons		23 23
			
Technical Data, Approvals	Dimensions		24 25-29

Actuators and Lens Caps 22mm IP67 (IP65), cULus Type12

Push Buttons



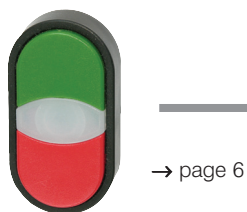
EMERGENCY STOP Buttons



Illuminated Operators



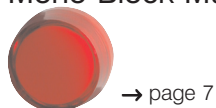
Double Push Buttons with Indicator Lamp IP65



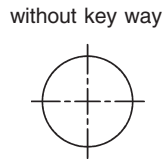
Lens Caps



Mono Block Multi Chip LED IP65, IEC 60947, EN 60947



Mounting hole
Ø 22,5mm




Wrench
for Actuators
Lens Caps and
Mono Block Multi Chip LED
J7049




Connectors



Contacts
Lamp Holders



Actuator insert
→ page 10



LED
24-230V



Filament
6-130V



Glow-discharge
230V
→ page 11

Actuators 22mm IP67, Type12

Ring	Colour	Symbol	 Alu	 Black	 Chrome	Pack pcs.	Weight kg/pc.
------	--------	--------	---	--	--	-----------	---------------

Push Buttons, Actuator Caps markable



red			B3D RT	BS3D RT	BC3D RT	10	0,014
red	0		B3D RT-0	BS3D RT-0	BC3D RT-0	10	0,014
green			B3D GN	BS3D GN	BC3D GN	10	0,014
green	I		B3D GN-I	BS3D GN-I	BC3D GN-I	10	0,014
green	II		B3D GN-II	BS3D GN-II	BC3D GN-II	10	0,014
green	→		B3D GN-PF	BS3D GN-PF	BC3D GN-PF	10	0,014
yellow			B3D GE	BS3D GE	BC3D GE	10	0,014
blue			B3D BL	BS3D BL	BC3D BL	10	0,014
weiß			B3D WS	BS3D WS	BC3D WS	10	0,014
black			B3D SW	BS3D SW	BC3D SW	10	0,014
black	→		B3D SW-PF	BS3D SW-PF	BC3D SW-PF	10	0,014

Push Buttons, Maintained, Actuator Caps markable



red			B3DR RT	BS3DR RT	BC3DR RT	10	0,014
green			B3DR GN	BS3DR GN	BC3DR GN	10	0,014
yellow			B3DR GE	BS3DR GE	BC3DR GE	10	0,014
blue			B3DR BL	BS3DR BL	BC3DR BL	10	0,014
weiß			B3DR WS	BS3DR WS	BC3DR WS	10	0,014
black			B3DR SW	BS3DR SW	BC3DR SW	10	0,014

Mushroom Head Ø28mm



red			B3P1 RT	BS3P1 RT	BC3P1 RT	10	0,017
red	0		B3P1 RT-0	BS3P1 RT-0	BC3P1 RT-0	10	0,017
green			B3P1 GN	BS3P1 GN	BC3P1 GN	10	0,017
yellow			B3P1 GE	BS3P1 GE	BC3P1 GE	10	0,017
blue			B3P1 BL	BS3P1 BL	BC3P1 BL	10	0,017
black			B3P1 SW	BS3P1 SW	BC3P1 SW	10	0,017

Mushroom Head Ø40mm



red	0		B3P14 RT-0	BS3P14 RT-0	BC3P14 RT-0	10	0,020
-----	---	--	-------------------	--------------------	--------------------	----	-------

Mushroom Head Ø40mm



red			BS3P44T RT	BS3P44T RT	BS3P44T RT	10	0,028
-----	--	--	-------------------	-------------------	-------------------	----	-------

Foot and Palm switch Ø70mm



red			BS3P14P RT	BS3P14P RT	BS3P14P RT	1	0,062
grey			BS3P14P GR	BS3P14P GR	BS3P14P GR	1	0,062

Actuators 22mm IP67, Type12

Ring	Colour	Symbol / high	 Alu	 Black	 Chrome	Pack pcs.	Weight kg/pc.
------	--------	---------------	--	--	---	-----------	---------------

EMERGENCY STOP Push Buttons, according to EN418, push to trip, pull to release Ø40mm



red	30mm	BS3P44 RT	BS3P44 RT	BS3P44 RT	10	0,028
red	38mm	BS3P45 RT	BS3P45 RT	BS3P45 RT	10	0,028

EMERGENCY STOP Push Buttons, according to EN418, release by key, Ø40mm



red	38mm	BS3P44S3	BS3P44S3	BS3P44S3	1	0,050
Spare Key lock Ronis R455			B4-R455		1	0,0077

EMERGENCY STOP Push Buttons, release by turning, Ø28mm



red		B3P3 RT	BS3P3 RT	BC3P3 RT	10	0,017
red	0	B3P3 RT-0	BS3P3 RT-0	BC3P3 RT-0	10	0,017

EMERGENCY STOP Push Buttons, release by turning, Ø40mm



red	0	B3P34 RT-0	BS3P34 RT-0	BC3P34 RT-0	10	0,020
red		B3P34L RT	BS3P34L RT	BC3P34L RT	10	0,020
illuminated						

EMERGENCY STOP Push Buttons, release by turning, Ø70mm



red		BS3P34P RT	BS3P34P RT	BS3P34P RT	1	0,062
-----	--	-------------------	-------------------	-------------------	---	-------

Yellow Disk Ø70mm, Thickness 1mm ¹⁾



	Type	Pack pcs.	Weight kg/pc.
neutral	B3-7603	1	0,004
with marking NOT-AUS	B3-7603-1	1	0,004
with marking EMERGENCY STOP	B3-7603-2	1	0,004
2-side markings: NOT-AUS / EMERGENCY STOP	B3-7603-12	1	0,004
2-side markings: ARRET D`URGENCE / NØDSTOP	B3-7603-34	1	0,004
2-side markings: ARRET D`URGENCE / NOODSTOP	B3-7603-35	1	0,004

Protection cover against unintentional manipulation, Thickness 1mm




for Push Buttons Ø28mm and Ø40mm yellow	B3-SK GE	1	0,04
---	-----------------	---	------

1) Not for enclosure BG..

Actuators 22mm Type12

Ring



Pack Weight
pcs. kg/pc.

Rotary Knobs and Swing Knobs, black IP65



maintained 60°						
	Rotary	B3KN2	BS3KN2	BC3KN2	10	0,020
	Swing	B3KRN2	BS3KRN2	BC3KRN2	10	0,020

spring return 60°						
	Rotary	B3KN8	BS3KN8	BC3KN8	10	0,020
	Swing	B3KRN8	BS3KRN8	BC3KRN8	10	0,020

spring return 60°						
	Rotary	B3KN1	BS3KN1	BC3KN1	10	0,020
	Swing	B3KRN1	BS3KRN1	BC3KRN1	10	0,020



maintained 60°						
	Rotary	B3KN3	BS3KN3	BC3KN3	10	0,020
	Swing	B3KRN3	BS3KRN3	BC3KRN3	10	0,020

maintained/spring return 60°						
	Rotary	B3KN6	BS3KN6	BC3KN6	10	0,020

spring return/maintained 60°						
	Rotary	B3KN7	BS3KN7	BC3KN7	10	0,020

maintained 120°						
	Rotary	B3KN9	BS3KN9	BC3KN9	10	0,020

maintained 90° entsprechend EN81						
	Rotary	B3KN10	BS3KN10	BC3KN10	10	0,020

maintained 90°						
	Rotary	B3KN11	BS3KN11	BC3KN11	10	0,020

Illuminated Rotary Knobs and Swing Knobs, clear IP67, lamp max. 1,2W, lamps see page 11



maintained 90°						
	Rotary	B3KL2	BS3KL2	BC3KL2	10	0,016

spring return 60°						
	Rotary	B3KL1	BS3KL1	BC3KL1	10	0,016
	Swing	B3KRL1	BS3KRL1	BC3KRL1	10	0,016



maintained 60°						
	Rotary	B3KL3	BS3KL3	BC3KL3	10	0,016
	Swing	B3KRL3	BS3KRL3	BC3KRL3	10	0,016

maintained /spring return 60°						
	Rotary	B3KL6	BS3KL6	BC3KL6	10	0,016

Toggle IP65






	O - I	B3E	BS3E	BC3E	10	0,017
--	-------	------------	-------------	-------------	----	-------

Ring				
	key removeable in	Alu	Black	Chrome
				Pack Weight pcs. kg/pc.

Key Operated Rotary Switch with lock Ronis 455








B3SAR 0

maintained 60°				
	B3SAR 0	BS3SAR 0	BC3SAR 0	1 0,044
	B3SAR 1	BS3SAR 1	BC3SAR 1	1 0,044
	B3SAR 01	BS3SAR 01	BC3SAR 01	1 0,044



B3SARR 0

spring return 60°				
	B3SAT 0	BS3SAT 0	BC3SAT 0	1 0,044
maintained 60°				
	B3SARR 0	BS3SARR 0	BC3SARR 0	1 0,044
	B3SARR 102	BS3SARR 102	BC3SARR 102	1 0,044
spring return /maintained 60°				
	B3SATR 02	BS3SATR 02	BC3SATR 02	1 0,044
spring return 60°				
	B3SATT 0	BS3SATT 0	BC3SATT 0	1 0,044
Spare Key lock Ronis R455		B4-R455		1 0,007

Colour Symbol pcs. kg/pc.

Illuminated Push Buttons IP67, lamp max. 1,9W, lamps see page 11



red	B3DL RT	BS3DL RT	BC3DL RT	10 0,014
green	B3DL GN	BS3DL GN	BC3DL GN	10 0,014
yellow	B3DL GE	BS3DL GE	BC3DL GE	10 0,014
blue	B3DL BL	BS3DL BL	BC3DL BL	10 0,014
white	B3DL WS	BS3DL WS	BC3DL WS	10 0,014

Illuminated Push Buttons, Maintained IP67, lamp max. 1,9W, lamps see page 11



red	B3DLR RT	BS3DLR RT	BC3DLR RT	10 0,014
green	B3DLR GN	BS3DLR GN	BC3DLR GN	10 0,014
yellow	B3DLR GE	BS3DLR GE	BC3DLR GE	10 0,014
blue	B3DLR BL	BS3DLR BL	BC3DLR BL	10 0,014
white	B3DLR WS	BS3DLR WS	BC3DLR WS	10 0,014

Double Push Buttons, with indicator lamp white, lamp max. 1,9W, lamps see page 11



green red	B3DT G/R ¹⁾	BS3DT G/R	BC3DT G/R	10 0,016
white black	B3DT W/S ¹⁾	BS3DT W/S	BC3DT W/S	10 0,016
green red 0	B3DT GI/RO ¹⁾	BS3DT GI/RO	BC3DT GI/RO	10 0,016
white black 0	B3DT WI/SO ¹⁾	BS3DT WI/SO	BC3DT WI/SO	10 0,016

with non-standard marking on request

1) Plastic ring in alu design

suitable for Alu, Black and Chrome

Colour	Type	Pack Weight pcs. kg/pc.
--------	------	----------------------------

Lens Caps IP67 with fresnel lens, lamp max. 1,9W, lamps see page 11, laser marking on request



red	B3R RT	10	0,009
green	B3R GN	10	0,009
yellow	B3R GE	10	0,009
blue	B3R BL	10	0,009
clear	B3R KL	10	0,009
white	B3R WS	10	0,009

Lens Caps Low IP67 with fresnel lens, lamp max. 1,9W, lamps see page 11, laser marking on request



red	B3RN RT	10	0,008
green	B3RN GN	10	0,008
yellow	B3RN GE	10	0,008
blue	B3RN BL	10	0,008
clear	B3RN KL	10	0,008
white	B3RN WS	10	0,008

Lens Caps IP67, lamp max. 1,9W, lamps see page 11, laser marking on request



red	B3RF RT	10	0,009
green	B3RF GN	10	0,009
yellow	B3RF GE	10	0,009
blue	B3RF BL	10	0,009
white	B3RF WS	10	0,009




Colour	voltage	power VA	W	Type	Pack Weight pcs. kg/pc.
--------	---------	-------------	---	------	----------------------------

Monoblock Multi-LED IP65, IEC 60947, EN 60947



red	20-30V AC/DC	1,6	1,5	B3-MB24 RTB	10	0,022
green	20-30V AC/DC	0,4	0,4	B3-MB24 GNB	10	0,022
yellow	20-30V AC/DC	1,6	1,5	B3-MB24 GEB	10	0,022
blue	20-30V AC/DC	0,4	0,4	B3-MB24 BLB	10	0,022
white	20-30V AC/DC	1,6	1,5	B3-MB24 WSB	10	0,022
red	110-130V AC 110V DC	1,7	1,6	B3-MB110 RTB	10	0,022
green	110-130V AC 110V DC	1,7	1,6	B3-MB110 GNB	10	0,022
yellow	110-130V AC 110V DC	1,7	1,6	B3-MB110 GEB	10	0,022
blue	110-130V AC 110V DC	1,7	1,6	B3-MB110 BLB	10	0,022
white	110-130V AC 110V DC	1,7	1,6	B3-MB110 WSB	10	0,022
red	170-250V AC	4,1	1,0	B3-MB230 RTB	10	0,022
green	170-250V AC	4,1	1,0	B3-MB230 GNB	10	0,022
yellow	170-250V AC	4,1	1,0	B3-MB230 GEB	10	0,022
blue	170-250V AC	4,1	1,0	B3-MB230 BLB	10	0,022
white	170-250V AC	4,1	1,0	B3-MB230 WSB	10	0,022

Push Button 22mm-Sets, with Contact Block and Connector

	Aktuator colour	Symbol	with	Type	Pack pcs.	Weight kg/pc.
	black		+connector +1NO	BS3D SW/10	1	0,037
	green		+connector +1NO	BS3D GN/10	1	0,037
	yellow		+connector +1NO	BS3D GE/10	1	0,037
	blue		+connector +1NO	BS3D BL/10	1	0,037
	red		+connector +1NC	BS3D RT/01	1	0,037
	green		+connector +1NO	BS3D GN-I/10	1	0,037
red		+connector +1NC	BS3D RT-0/01	1	0,037	

Double Push Buttons, IP65



green/ red	+connector +1NO +1NC	BS3DT G/R/11	1	0,049
------------	----------------------	---------------------	---	-------





EMERGENCY STOP Push Buttons, IP67 Ø40mm



pull to release acc. EN418	+connector +1NO +1NC	BS3P44 RT/11	1	0,061
key release acc. EN418	+connector +1NO +1NC	BS3P44S3 RT/11	1	0,083
twist release	+connector +1NO +1NC	BS3P34 RT-0/11	1	0,053




Rotary Knobs, IP65





	+connector +1NO	BS3KN2/10	1	0,043
	+connector +1NO +1NC	BS3KN2/11	1	0,053
	+connector +2NO	BS3KN3/20	1	0,053
	+connector +2NO	BS3KN1/20	1	0,053

Key Operated Rotary Switch with lock Ronis 455, IP65



	key removeable in 0-position +connector +1NO	BS3SAR 0/10	1	0,057
	key removeable in all positions +connector +1NO	BS3SAR 01/10	1	0,057
	key removeable in 0-position +connector +1NO	BS3SAT 0/10	1	0,057



	key removeable in all positions +connector +2NO	BS3SARR 102/20	1	0,067
	key removeable in 0-position +connector +2NO	BS3SARR 0/20	1	0,067

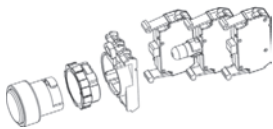
Illuminated Push Button 22mm-Sets, with Contact Block, Connector and LED

Aktuator colour	with	LED	Type	Pack pcs.	Weight kg/pc.
-----------------	------	-----	------	-----------	---------------

Illuminated Push Buttons, IP67



white	+ connector	+1NO +1NC +LED	20-30V AC/DC	BS3DL WS/11/L24	1	0,054
green	+ connector	+1NO +1NC +LED	20-30V AC/DC	BS3DL GN/11/L24	1	0,054
red	+ connector	+1NO +1NC +LED	20-30V AC/DC	BS3DL RT/11/L24	1	0,054
yellow	+ connector	+1NO +1NC +LED	20-30V AC/DC	BS3DL GE/11/L24	1	0,054
blue	+ connector	+1NO +1NC +LED	20-30V AC/DC	BS3DL BL/11/L24	1	0,054



white	+ connector	+1NO +1NC +LED	90-120V AC/DC	BS3DL WS/11/L110	1	0,054
green	+ connector	+1NO +1NC +LED	90-120V AC/DC	BS3DL GN/11/L110	1	0,054
red	+ connector	+1NO +1NC +LED	90-120V AC/DC	BS3DL RT/11/L110	1	0,054
yellow	+ connector	+1NO +1NC +LED	90-120V AC/DC	BS3DL GE/11/L110	1	0,054
blue	+ connector	+1NO +1NC +LED	90-120V AC/DC	BS3DL BL/11/L110	1	0,054

white	+ connector	+1NO +1NC +LED	200-250V AC/DC	BS3DL WS/11/L230	1	0,054
green	+ connector	+1NO +1NC +LED	200-250V AC/DC	BS3DL GN/11/L230	1	0,054
red	+ connector	+1NO +1NC +LED	200-250V AC/DC	BS3DL RT/11/L230	1	0,054
yellow	+ connector	+1NO +1NC +LED	200-250V AC/DC	BS3DL GE/11/L230	1	0,054
blue	+ connector	+1NO +1NC +LED	200-250V AC/DC	BS3DL BL/11/L230	1	0,054

Double Push Buttons with Pilot Light, IP65



green/ red	+ connector	+1NO +1NC +LED	20-30V AC/DC	BS3DT G/R/11/L24	1	0,066
green/ red	+ connector	+1NO +1NC +LED	90-120V AC/DC	BS3DT G/R/11/L110	1	0,066
green/ red	+ connector	+1NO +1NC +LED	200-250V AC/DC	BS3DT G/R/11/L230	1	0,066

Pilot Lights, IP67 with socket BA9S (without lamp)



white	+ connector	+socket BA9S	-	B3R WS/0	1	0,037
green	+ connector	+socket BA9S	-	B3R GN/0	1	0,037
red	+ connector	+socket BA9S	-	B3R RT/0	1	0,037
yellow	+ connector	+socket BA9S	-	B3R GE/0	1	0,037

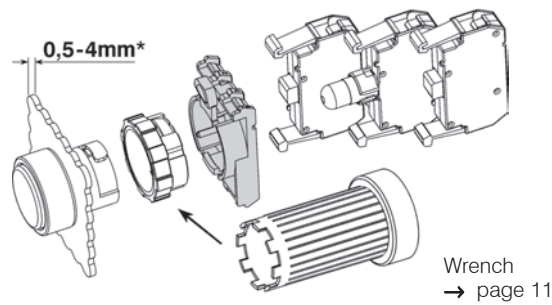
Pilot Lights with LED, IP67



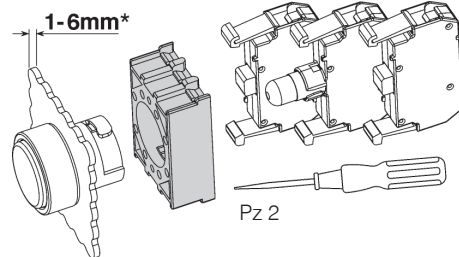
white	+ connector	+socket BA9S	20-30V AC/DC	B3R WSL24	1	0,042
green	+ connector	+socket BA9S	20-30V AC/DC	B3R GNL24	1	0,042
red	+ connector	+socket BA9S	20-30V AC/DC	B3R RTL24	1	0,042
yellow	+ connector	+socket BA9S	20-30V AC/DC	B3R GEL24	1	0,042
white	+ connector	+socket BA9S	90-120V AC/DC	B3R WS/L110	1	0,042
green	+ connector	+socket BA9S	90-120V AC/DC	B3R GN/L110	1	0,042
red	+ connector	+socket BA9S	90-120V AC/DC	B3R RT/L110	1	0,042
yellow	+ connector	+socket BA9S	90-120V AC/DC	B3R GE/L110	1	0,042
white	+ connector	+socket BA9S	200-250V AC/DC	B3R WS/L230	1	0,042
green	+ connector	+socket BA9S	200-250V AC/DC	B3R GN/L230	1	0,042
red	+ connector	+socket BA9S	200-250V AC/DC	B3R RT/L230	1	0,042
yellow	+ connector	+socket BA9S	200-250V AC/DC	B3R GE/L230	1	0,042

Connectors

Specification	Description	Type	Pack pcs.	Weight kg/pc.
Connector B3S		B3S	10	0,013



Connector B3M		B3M	10	0,013
----------------------	--	------------	----	-------



*) inclusive Thickness from Label Holder and Yellow Disk

Contact Blocks and Lamp Holders for Panel Mounting

for voltage	Description	Type	Pack pcs.	Weight kg/pc.
max. 690V AC	1 NC	B3T01 ²⁾	10	0,010
max. 690V AC	1 NO	B3T10 ²⁾	10	0,010
Actuator insert	to actuate the center contact block	P642	10	0,001

Contact blocks



Lamp holders, socket BA9s



max. 440V AC/DC	direct connection, for lamps max. 1,9W (active power consumption)		x1 x2	B3F	10	0,012
-----------------	---	--	----------	------------	----	-------

Lamp holders for lamp test circuits, socket BA9s



max. 440V AC	direct connection, for filament and glow-discharge lamps max. 1,7W (active power consumption)		x5 x2 x1	B3FT	10	0,020
max. 250V	direct connection of LED		x5 x2 x1	B3FTD	10	0,020

1) NC contact has a positive opening according to IEC/EN 60947-5-1

2) Contact blocks with gold contacts (B3T..G) on request suitable for 17V= /1mA and for difficult ambient conditions.

Lamps

Socket BA9s Lamp voltage	Power consumption		Type	Pack pcs.	Weight kg/pc.
-----------------------------	----------------------	--	------	--------------	------------------

LED lamps ²⁾ (6 years middle lifetime, for equivalent lens caps only)



20-30V AC/DC	17mA / 0,4W	for red lens caps	B3-L24 RTB	10	0,005
20-30V AC/DC	17mA / 0,4W	for green lens caps	B3-L24 GNB	10	0,005
20-30V AC/DC	17mA / 0,4W	for yellow lens caps	B3-L24 GEB	10	0,005
20-30V AC/DC	17mA / 0,4W	for blue lens caps	B3-L24 BLB	10	0,005
20-30V AC/DC	17mA / 0,4W	for white lens caps	B3-L24 WSB	10	0,005
90-120V AC/DC	7mA / 0,8W	for red lens caps	B3-L110 RTB	10	0,005
90-120V AC/DC	7mA / 0,8W	for green lens caps	B3-L110 GNB	10	0,005
90-120V AC/DC	7mA / 0,8W	for yellow lens caps	B3-L110 GEB	10	0,005
90-120V AC/DC	7mA / 0,8W	for blue lens caps	B3-L110 BLB	10	0,005
90-120V AC/DC	7mA / 0,8W	for white lens caps	B3-L110 WSB	10	0,005
200-250V AC/DC	4mA / 0,9W	for red lens caps	B3-L230 RTB	10	0,005
200-250V AC/DC	4mA / 0,9W	for green lens caps	B3-L230 GNB	10	0,005
200-250V AC/DC	4mA / 0,9W	for yellow lens caps	B3-L230 GEB	10	0,005
200-250V AC/DC	4mA / 0,9W	for blue lens caps	B3-L230 BLB	10	0,005
200-250V AC/DC	4mA / 0,9W	for white lens caps	B3-L230 WSB	10	0,005

Filament lamps



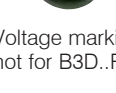

12V	1,2W	for all lens caps	B4-G12	50	0,005
24V	1,2W	for all lens caps	B4-G24	50	0,005
42V	1,2W	for all lens caps	B4-G42	50	0,005
48V	1,2W	for all lens caps	B4-G48	50	0,005
60V	1,2W	for all lens caps	B4-G60	50	0,005
110/120V ¹⁾	1,5/1,8W	for all lens caps	B4-G130	50	0,005

Glow-discharge lamps



220-250V AC	0,3W	for clear, red, yellow lens caps	B4-GL230K	100	0,005
220-250V AC	0,3W	for green, blue lens caps	B4-GL230G	100	0,005

Accessories



		Type	VPE Stk.	Gewicht kg/Stk.
Wrench	for mounting of actuators and lens caps B(S)3..	J7049	1	0,018
Marking plate	for marking of contact blocks B3T. and lamp holders B3F	P672-1	10	0,001
Lamp Installer	used to install or replace lamps BA9s	B4-7408	1	0,010
Spare Key	for B(S)3SA.. and BS3P44S3, Ronis R455 for B(S)3SB.., Ronis R786	B4-R455 B4-R786	1 1	0,007 0,007
Hole Plug	black, for fixing holes Ø22,5mm grey	B3-DU SW B3-DU GR	10 10	0,007 0,007
Sealing Cover	ambient temp. 0° - +50° C ³⁾ protection against coarse contamination	P279-1 P279-3	1 1	0,003 0,003
	petrol-resistant ³⁾ ambient temp. -25° - +55° C	P279-3	1	0,003
	for double push buttons, petrol-resistant ambient temp. -25° - +55° C	P279-DT	1	0,003
Protection cover	against unintentional manipulation			
	Thickness 1mm yellow	B3-SK GE	1	0,04
	Thickness 1mm grey	B3-SK GR	1	0,04
Protection ring with thread	against unintentional manipulation has to be mounted instead of the existing ring			
	black	P921-1	1	0,012
	chrome	P921-2	1	0,012
	alu	P921-3		


1) Voltage marking 130V / 2W max. rated voltage 120V / 1,8W 2) suitable for B3FT lamp test lamp holders
3) not for B3D..R.. (maintained)

Label Holder and Legend Plates for Push Buttons B3, 22mm

Marking 1 or 2 lines



	Type	Pack pcs.	Weight kg/pc.
Label holder for legend plate BK4, black, Thickness 0,8mm	P751	100	0,001
Label holder for legend plate BK4, yellow, Thickness 0,8mm	P751-3	10	0,001



marking	Type	marking	Type	Pack pcs.	Weight kg/pc.
Legend plate alu, for label holder P751					
blank	BK4-9736			100	0,0002
I	BK4-I	II	BK4-II	10	0,0002
III	BK4-III	IV	BK4-IV	10	0,0002
V	BK4-V			10	0,0002
→	BK4--->	←	BK4-<--	10	0,0002
0 I	BK4-0-I	H 0 A	BK4-H 0 A	10	0,0002
0 I	BK4-0__I	1 0 2	BK4-1 0 2	10	0,0002
START	BK4-START	STOP	BK4-STOP	10	0,0002
EIN	BK4-EIN	AUS	BK4-AUS	10	0,0002
BETRIEB	BK4-BETRIEB	STÖRUNG	BK4-STÖRUNG	10	0,0002
VOR	BK4-VOR	ZURÜCK	BK4-ZURÜCK	10	0,0002
HEBEN	BK4-HEBEN	SENKEN	BK4-SENKEN	10	0,0002
LINKS	BK4-LINKS	RECHTS	BK4-RECHTS	10	0,0002
MEHR	BK4-MEHR	WENIGER	BK4-WENIGER	10	0,0002
SCHNELL	BK4-SCHNELL	LANGSAM	BK4-LANGSAM	10	0,0002
HELLER	BK4-HELLER	DUNKLER	BK4-DUNKLER	10	0,0002
AUF	BK4-AUF	ZU	BK4-ZU	10	0,0002
AB	BK4-AB	HALT	BK4-HALT	10	0,0002
EILGANG	BK4-EILGANG	TIPPEN	BK4-TIPPEN	10	0,0002

Legend plate with non-standard marking (e. g.: BK4-MOTOR-START)					
Text 1 line, max. 11 letters, letter height 3mm		BK4-...		1	0,0002
Text 2 lines, max. 2 x 11 letters, letter height 3mm		BK4-...-...		1	0,0002



Legend plate yellow, for label holder P751-3					
Legend plate yellow without marking		BK4-10827		10	0,0002
Legend plate yellow with marking NOT-AUS		BK4-10827-1		10	0,0002
Legend plate yellow with marking EMERGENCY STOP		BK4-10827-2		10	0,0002
Legend plate yellow with marking ARRET D`URGENCE		BK4-10827-3		10	0,0002

Marking 3 or 4 lines



Label holder for legend plate BK8 , black, Thickness 0,8mm	P761	10	0,0013
Label holder for legend plate BK8 , yellow, Thickness 0,8mm	P761-3	10	0,0013
Label holder for BK8 , for double push buttons only	P761-DT	10	0,0013



Legend plate BK8 with for label holder P761 (with marking e. g.: BK8-WATER-PUMP-START)			
Legend plate without marking	BK8-9736	10	0,0004
Text 3 lines, max. 3 x 11 letters, letter height 3mm	BK8-...-...-...	10	0,0004
Text 4 lines, max. 4 x 11 letters, letter height 3mm	BK8-...-...-...-...	10	0,0004

Actuator Caps with Laser Marking

Code for colours

Colour	for buttons		for illuminated buttons	
	B3D(R)	B5D(R)	B3DL(R)	B5DL(R)
red	DK RT-..		DKL RT-..	
green	DK GN-..		DKL GN-..	
yellow	DK GE-..		DKL GE-..	
blue	DK BL-..		DKL BL-..	
white	DK WS-..		DKL WS-..	
black	DK SW-..	-		

marking	Type	-suffix for marking	marking	Type	-suffix for marking.	Pack Weight pcs.	kg/pc.
---------	------	---------------------	---------	------	----------------------	------------------	--------

Actuator Caps with text, the Type must be completed with the code for colours



START	...-START	NOT AUS	...-NOT-AUS	10	0,001
EIN	...-EIN	STOP	...-STOP	10	0,001
BETRIEB	...-BETRIEB	AUS	...-AUS	10	0,001
ANLAUF	...-ANLAUF	STÖRUNG	...-STÖRUNG	10	0,001
VOR	...-VOR	HALT	...-HALT	10	0,001
HEBEN	...-HEBEN	ZURÜCK	...-ZURÜCK	10	0,001
LINKS	...-LINKS	SENKEN	...-SENKEN	10	0,001
MEHR	...-MEHR	RECHTS	...-RECHTS	10	0,001
SCHNELL	...-SCHNELL	WENIGER	...-WENIGER	10	0,001
HELLER	...-HELLER	LANGSAM	...-LANGSAM	10	0,001
AUF	...-AUF	DUNKLER	...-DUNKLER	10	0,001
AB	...-AB	ZU	...-ZU	10	0,001
EILGANG	...-EILGANG	LAUF	...-LAUF	10	0,001
		TIPPEN	...-TIPPEN	10	0,001

Actuator Caps with symbols according to DIN 30600, the Type must be completed with the code for colours

	...-100		...-101	10	0,001
	...-102		...-103	10	0,001
	...-200		...-201	10	0,001
	...-202		...-203	10	0,001
	...-204		...-205	10	0,001
	...-300		...-301	10	0,001
	...-302		...-303	10	0,001
	...-304		...-305	10	0,001
	...-306		...-307	10	0,001
	...-400		...-401	10	0,001
	...-402		...-403	10	0,001
	...-404		...-405	10	0,001
	...-406		...-407	10	0,001
	...-408		...-409	10	0,001
	...-410		...-411	10	0,001
	...-412		...-413	10	0,001

Actuators and Lens Caps 30mm IP67 (IP65)

Push Buttons



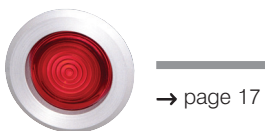
EMERGENCY STOP Buttons



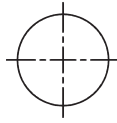
Illuminated Operators



Lens Caps


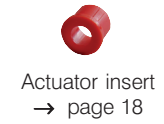




Mounting hole
Ø 30,5mm




Connectors

Contacts Lamp Holders



→ page 18



Filament
6-130V



Glow-discharge
230V

→ page 19

Wrench
J7049



Actuators 30mm IP67

Ring	Colour	Symbol	Alu	Black	Chrome	Pack pcs.	Weight kg/pc.
------	--------	--------	-----	-------	--------	-----------	---------------

Push Buttons, Actuator Caps markable



red			B5D RT	BS5D RT	BC5D RT	10	0,029
red	0		B5D RT-0	BS5D RT-0	BC5D RT-0	10	0,029
green			B5D GN	BS5D GN	BC5D GN	10	0,029
green	I		B5D GN-I	BS5D GN-I	BC5D GN-I	10	0,029
green	II		B5D GN-II	BS5D GN-II	BC 5D GN-II	10	0,029
green	→		B5D GN-PF	BS5D GN-PF	BC5D GN-PF	10	0,029



yellow			B5D GE	BS5D GE	BC5D GE	10	0,029
blue			B5D BL	BS5D BL	BC5D BL	10	0,029
white			B5D WS	BS5D WS	BC 5D WS	10	0,029
black			B5D SW	BS5D SW	BC5D SW	10	0,029
black	→		B5D SW-PF	BS5D SW-PF	BC5D SW-PF	10	0,029

Push Buttons, Maintained, Actuator Caps markable



red			B5DR RT	BS5DR RT	BC5DR RT	10	0,029
green			B5DR GN	BS5DR GN	BC5DR GN	10	0,029
yellow			B5DR GE	BS5DR GE	BC5DR GE	10	0,029
blue			B5DR BL	BS5DR BL	BC5DR BL	10	0,029
white			B5DR WS	BS5DR WS	BC5DR WS	10	0,029
black			B5DR SW	BS5DR SW	BC5DR SW	10	0,029

Mushroom Head, Ø28mm



red			B5P1 RT	BS5P1 RT	BC5P1 RT	10	0,032
red	0		B5P1 RT-0	BS5P1 RT-0	BC5P1 RT-0	10	0,032
green			B5P1 GN	BS5P1 GN	BC5P1 GN	10	0,032
yellow			B5P1 GE	BS5P1 GE	BC5P1 GE	10	0,032
blue			B5P1 BL	BS5P1 BL	BC5P1 BL	10	0,032
black			B5P1 SW	BS5P1 SW	BC5P1 SW	10	0,032

Mushroom Head, Ø40mm



red	0		B5P14 RT-0	BS5P14 RT-0	BC5P14 RT-0	10	0,035
-----	---	--	-------------------	--------------------	--------------------	----	-------

EMERGENCY STOP Push Buttons, Ø 28mm, release by turning, with yellow ring



red			B5P3 RT	BS5P3 RT	BC5P3 RT	10	0,032
red	0		B5P3 RT-0	BS5P3 RT-0	BC5P3 RT-0	10	0,032

EMERGENCY STOP Push Buttons, Ø 40mm, release by turning



red	0		B5P34 RT-0	BS5P34 RT-0	BC5P34 RT-0	10	0,035
-----	---	--	-------------------	--------------------	--------------------	----	-------

Yellow Disk for EMERGENCY-STOP Push Buttons, Ø70mm, Thickness 1mm



neutral			B5-7603			1	0,004
with marking NOT-AUS			B5-7603-1			1	0,004
with marking EMERGENCY STOP			B5-7603-2			1	0,004

Actuators 30mm

Ring



Pack Weight
pcs. kg/pc.

Rotary Knobs and Swing Knobs, black IP65



Rotary

maintained 60°						
	Rotary	B5KN2	BS5KN2	BC5KN2	10	0,035
	Swing	B5KRN2	BS5KRN2	BC5KRN2	10	0,035

spring return 60°						
	Rotary	B5KN8	BS5KN8	BC5KN8	10	0,035
	Swing	B5KRN8	BS5KRN8	BC5KRN8	10	0,035

spring return 60°						
	Rotary	B5KN1	BS5KN1	BC5KN1	10	0,035
	Swing	B5KRN1	BS5KRN1	BC5KRN1	10	0,035



Swing

maintained 60°						
	Rotary	B5KN3	BS5KN3	BC5KN3	10	0,035
	Swing	B5KRN3	BS5KRN3	BC5KRN3	10	0,035

maintained /spring return 60°						
	Rotary	B5KN6	BS5KN6	BC5KN6	10	0,035

spring return /maintained 60°						
	Rotary	B5KN7	BS5KN7	BC5KN7	10	0,035

maintained 120°						
	Rotary	B5KN9	BS5KN9	BC5KN9	10	0,035

maintained 90° according to EN81						
	Rotary	B5KN10	BS5KN10	BC5KN10	10	0,035

Illuminated Rotary Knobs and Swing Knobs IP67, clear, lamp max. 1,2W, lamps see page 19



Rotary

maintained 90°						
	Rotary	B5KL2	BS5KL2	BC5KL2	10	0,031

spring return 60°						
	Rotary	B5KL1	BS5KL1	BC5KL1	10	0,031
	Swing	B5KRL1	BS5KRL1	BC5KRL1	10	0,031



Swing

maintained 60°						
	Rotary	B5KL3	BS5KL3	BC5KL3	10	0,031
	Swing	B5KRL3	BS5KRL3	BC5KRL3	10	0,031

maintained /spring return 60°						
	Rotary	B5KL6	BS5KL6	BC5KL6	10	0,031

Toggle IP65



	O - I	B5E	BS5E	BC5E	10	0,032
--	-------	------------	-------------	-------------	----	-------

Actuators and Lens Caps 30mm IP65

Ring	key removeable in	Alu	Black	Chrome	Pack pcs.	Weight kg/pc.
------	----------------------	-----	-------	--------	--------------	------------------

Key Operated Rotary Switch with lock Ronis 455



B3SAR 0

maintained 60°

	B5SAR 0	BS5SAR 0	BC5SAR 0	1	0,059
	B5SAR 1	BS5SAR 1	BC5SAR 1	1	0,059
	B5SAR 01	BS5SAR 01	BC5SAR 01	1	0,059



B3SARR 0

spring return 60°

	B5SAT 0	BS5SAT 0	BC5SAT 0	1	0,059
--	----------------	-----------------	-----------------	---	-------

maintained 60°

	B5SARR 0	BS5SARR 0	BC5SARR 0	1	0,059
	B5SARR 102	BS5SARR 102	BC5SARR 102	1	0,059

tastend/maintained 60°

	B5SATR 02	BS5SATR 02	BC5SATR 02	1	0,059
--	------------------	-------------------	-------------------	---	-------

spring return 60°

	B5SATT 0	BS5SATT 0	BC5SATT 0	1	0,059
--	-----------------	------------------	------------------	---	-------

Spare Key lock Ronis R455	B4-R455			1	0,007
----------------------------------	----------------	--	--	---	-------

Colour pcs. kg/pc.

Illuminated Push Buttons IP67, lamp max. 1,9W, lamps see page 19



red	B5DL RT	BS5DL RT	BC5DL RT	10	0,029
green	B5DL GN	BS5DL GN	BC5DL GN	10	0,029
yellow	B5DL GE	BS5DL GE	BC5DL GE	10	0,029
blue	B5DL BL	BS5DL BL	BC5DL BL	10	0,029
white	B5DL WS	BS5DL WS	BC5DL WS	10	0,029

Illuminated Push Buttons IP67, Maintained, lamp max. 1,9W, lamps see page 19



red	B5DLR RT	BS5DLR RT	BC5DLR RT	10	0,029
green	B5DLR GN	BS5DLR GN	BC5DLR GN	10	0,029
yellow	B5DLR GE	BS5DLR GE	BC5DLR GE	10	0,029
blue	B5DLR BL	BS5DLR BL	BC5DLR BL	10	0,029
white	B5DLR WS	BS5DLR WS	BC5DLR WS	10	0,029

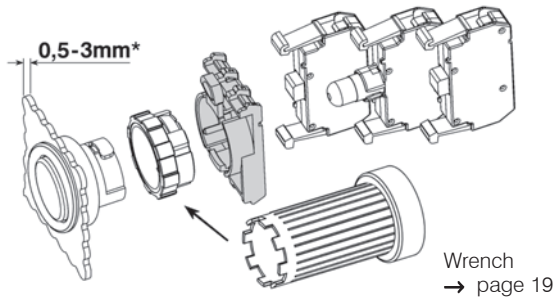
Lens Caps with fresnel lens IP67, lamp max. 1,9W, lamps see page 19



red	B5R RT	BS5R RT	BC5R RT	10	0,029
green	B5R GN	BS5R GN	BC5R GN	10	0,029
yellow	B5R GE	BS5R GE	BC5R GE	10	0,029
blue	B5R BL	BS5R BL	BC5R BL	10	0,029
clear	B5R KL	BS5R KL	BC5R KL	10	0,029
white	B5R WS	BS5R WS	BC5R WS	10	0,029

Connectors

Specification	Description	Type	Pack pcs.	Weight kg/pc.
Connector B3S		B3S	10	0,013



*) inclusive Thickness from Label Holder and Yellow Disk

Contact Blocks and Lamp Holders for Panel Mounting

for voltage	Description	Type	Pack pcs.	Weight kg/pc.
max. 690V AC	1 NC	B3T01 ²⁾	10	0,010
max. 690V AC	1 NO	B3T10 ²⁾	10	0,010
	Actuator insert to actuate the center contact block	P642	10	0,001

Contact blocks



Lamp holders, socket BA9s



max. 440V AC/DC	direct connection, for lamps max. 1,9W (active power consumption)		B3F	10	0,012
-----------------	---	--	------------	----	-------

Lamp holders for lamp test circuits, socket BA9s



max. 440V AC	direct connection, for filament and glow-discharge lamps max. 1,7W (active power consumption)		B3FT	10	0,020
max. 250V	direct connection of LED		B3FTD	10	0,020

1) NC contact has a positive opening according to IEC/EN 60947-5-1

2) Contact blocks with gold contacts (B3T..G) on request suitable for 17V= /1mA and for difficult ambient conditions.

Lamps

LED lamps²⁾ (6 years middle lifetime, for equivalent lens caps only)



20-30V AC/DC	17mA / 0,4W	for red lens caps	B3-L24 RTB	50	0,005
20-30V AC/DC	17mA / 0,4W	for green lens caps	B3-L24 GNB	50	0,005
20-30V AC/DC	17mA / 0,4W	for yellow lens caps	B3-L24 GEB	50	0,005
20-30V AC/DC	17mA / 0,4W	for blue lens caps	B3-L24 BLB	50	0,005
20-30V AC/DC	17mA / 0,4W	for white lens caps	B3-L24 WSB	50	0,005
90-120V AC/DC	7mA / 0,8W	for red lens caps	B3-L110 RTB	50	0,005
90-120V AC/DC	7mA / 0,8W	for green lens caps	B3-L110 GNB	50	0,005
90-120V AC/DC	7mA / 0,8W	for yellow lens caps	B3-L110 GEB	50	0,005
90-120V AC/DC	7mA / 0,8W	for blue lens caps	B3-L110 BLB	50	0,005
90-120V AC/DC	7mA / 0,8W	for white lens caps	B3-L110 WSB	50	0,005
200-250V AC/DC	4mA / 0,9W	for red lens caps	B3-L230 RTB	50	0,005
200-250V AC/DC	4mA / 0,9W	for green lens caps	B3-L230 GNB	50	0,005
200-250V AC/DC	4mA / 0,9W	for yellow lens caps	B3-L230 GEB	50	0,005
200-250V AC/DC	4mA / 0,9W	for blue lens caps	B3-L230 BLB	50	0,005
200-250V AC/DC	4mA / 0,9W	for white lens caps	B3-L230 WSB	50	0,005

Filament lamps



12V	1,2W	for all lens caps	B4-G12	100	0,005
24V	1,2W	for all lens caps	B4-G24	100	0,005
42V	1W	for all lens caps	B4-G42	100	0,005
48V	1,2W	for all lens caps	B4-G48	100	0,005
60V	1,2W	for all lens caps	B4-G60	100	0,005
110/120V ¹⁾	1,5/1,8W	for all lens caps	B4-G130	100	0,005

Glow-discharge lamps



220-250V AC	0,3W	for clear, red, yellow lens caps	B4-GL230K	100	0,005
220-250V AC	0,3W	for green, blue lens caps	B4-GL230G	100	0,005

1) Voltage marking 130V / 2W max. rated voltage 120V / 1,8W

2) suitable for B3FT lamp test lamp holders

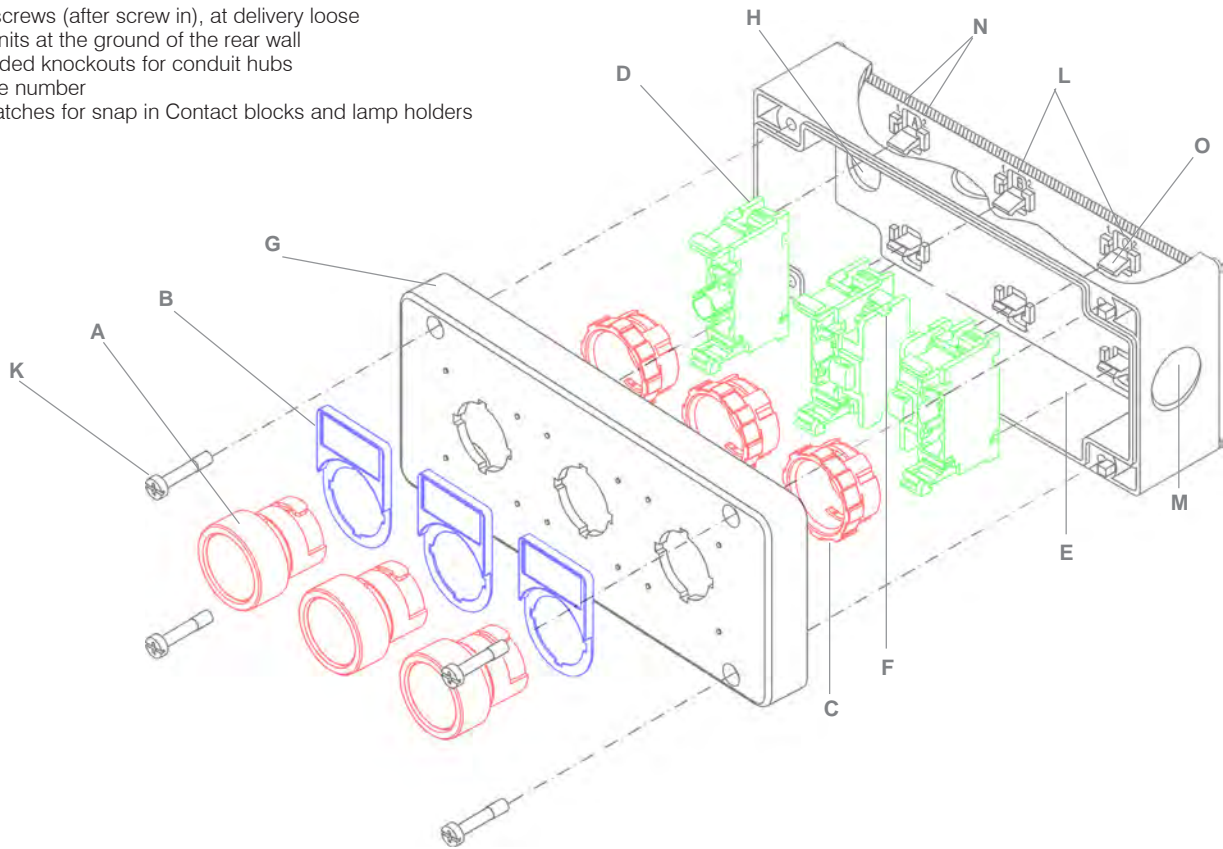
Accessories



		Type	VPE Stk.	Gewicht kg/Stk.
Wrench	for mounting of actuators and lens caps B(S)3..	J7049	1	0,018
Marking plate	for marking of contact blocks B3T. and lamp holders B3F	P672-1	10	0,001
Lamp Installer	used to install or replace lamps BA9s	B4-7408	1	0,010
Spare Key	for B(S)3SA.. and BS3P44S3, Ronis R455 for B(S)3SB.., Ronis R786	B4-R455 B4-R786	1 1	0,007 0,007
Protectiv cover sealable	against unintentional manipulation of buttons B5, (not for mushroom heads, rotary and swing knobs)	B5-SAP	1	0,008
Label holder for legend plate BK5, black, 1 or 2 lines		P942-1	10	0,0013
Legend plate BK5 with for label holder P942-1	(with marking e. g.: BK5-MOTOR-START)	BK5-11374	10	0,0003
Legend plate alu without marking for label holder P42-1	Text 1 or 2 lines, max. 2 x 13 letters, letter height 3mm			
Label holder for legend plate BK10, black, 3 or 4 lines		P1043	10	0,0015
Legend plate BK10 with for label holder P1043	(with marking e. g.: BK10-WATER-PUMP-START)	BK10-11724	10	0,0005
Legend plate alu without marking for label holder P1043	Text 3 or 4 lines, max. 4 x 13 letters, letter height 3mm			
Adapter to convert Actuators 22mm to 30mm				
	alu	B5	10	0,017
	black	BS5	10	0,017
	chrome	BC5	10	0,017

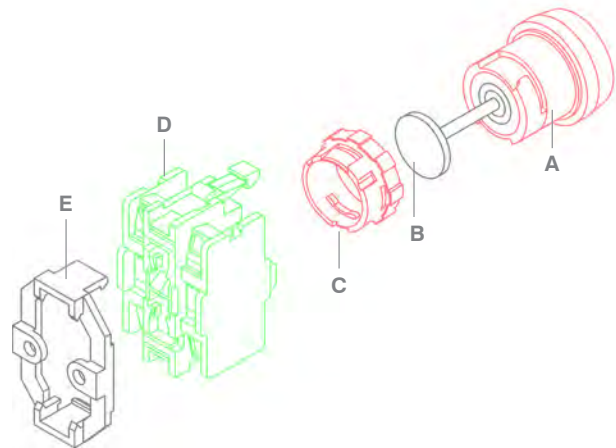
Assembled Stations BG.. IP67 Type12

- A Actuators or Lens caps, see page 3 - 6
- B Legend plates with label holder
- C Ring and nut (included with actuator or lens cap)
- D Contact blocks and lamp holders, see page 22
- E Rear shroud
- F Function number
- G Cover
- H Pre-moulded knockouts in rear wall
- K Captive screws (after screw in), at delivery loose
- L Sign of units at the ground of the rear wall
- M Pre-moulded knockouts for conduit hubs
- N Sequence number
- O Spring-catches for snap in Contact blocks and lamp holders



Buttons for base mounting

- A Actuator \varnothing 22mm see page 3 - 6, \varnothing 30mm see page 15 - 17
- B Extension B4V...
- C Ring and nut (included with actuator or lens cap)
- D Contact block B4.. see page 22
- E Base B4U for base and DIN-rail mounting of contact blocks













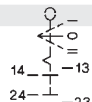



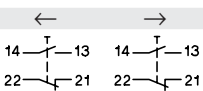

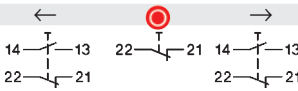

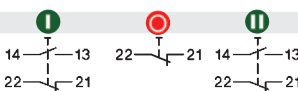

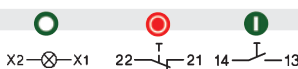










Mounting Plate for base and DIN-rail mounting of contact blocks



		Type	Pack pcs.	Weight kg/pc.
Mounting Plate	for base and DIN-rail mounting of contact blocks and lamp holders B4.U...	B4U	10	0,010
Ring and Nut	for mounting former actuators and lens caps B4...	B3UP	10	0,004




Assembled Stations IP67 (IP65) Typ12

For conduit entries are in top and both small sides only one knockouts for conduit hubs Ø20,5mm, for M20 or PG13,5 provided.

		Diagram	Type	Pack pcs.	Weight kg/pc.
	ON push button green		BG10 GN	1	0,135
	OFF push button red		BG10 RT	1	0,135
	Pilot light green		BG01 GN	1	0,135
	Pilot light red		BG01 RT	1	0,135
	Key operated 0 - I ¹⁾ lock Ronis R455 60° maintained		BG10SAR 0	1	0,165
	Key operated I - 0 - II ¹⁾ lock Ronis R455 60° maintained		BG10SARR 0	1	0,172
	2 push buttons 0 - I		BG20	1	0,200
	2 push buttons ← →		BG20PF	1	0,200
	3 push buttons ← 0 →		BG30PF	1	0,283
	3 push buttons I - 0 - II		BG30	1	0,283
	2 push buttons 0 - I with pilot light green		BG21 GN	1	0,270
	Foot and palm button mushroom Ø70mm		BG10P14P GR	1	0,187
Plastic enclosed EMERGENCY STOP buttons					
	EMERGENCY STOP button head Ø40mm unlock by turning		BG10P34-11	1	0,145
	EMERGENCY STOP mushroom button Ø40mm according to EN418 unlock by pull		BG10P44-11	1	0,145
	EMERGENCY STOP key operated button Ø40mm according to EN418 unlock by key		BG10P44S3-11	1	0,178
	EMERGENCY STOP mushroom button Ø70mm unlock by turning		BG10P34P-11	1	0,187

1) IP65

Enclosures BG.. IP67, Type12








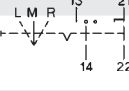


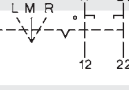

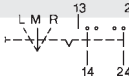
	Number of units	Description	Type	Pack pcs.	Weight kg/pc.
	1	3 knockouts Ø20,5mm (M20 or PG13,5)	BG1	1	0,108
	2	3 knockouts Ø20,5mm (M20 or PG13,5)	BG2	1	0,145
	3	3 knockouts Ø20,5mm (M20 or PG13,5)	BG3	1	0,188

Buttons and Lens Caps B3.. see page 3 to 6

Contacts	Lamp voltage	Wiring diagram	actuators with 2 or 3 switch positions	Type	Pack pcs.	Weight kg/pc.
----------	--------------	----------------	--	------	-----------	---------------



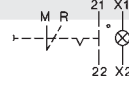

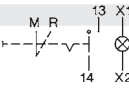





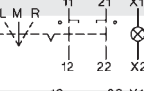

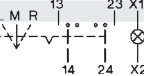
Contact blocks for enclosures BG..



1NC ¹⁾ 				B4TU01	10	0,015
1NO				B4TU10	10	0,015
1NO+1NC ¹⁾ 				B4TU11	10	0,022
2NC ¹⁾ 				B4TU02	10	0,022
2NO				B4TU20	10	0,022

Contact blocks with lamp holder, socket BA9s for LED or lamps, for enclosures BG.., lamps see page 19



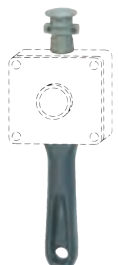

1NC ¹⁾ 	max. 440V AC/DC			B4TU01F	10	0,020
1NO	max. 440V AC/DC			B4TU10F	10	0,020
1NO+1NC ¹⁾ 	max. 440V AC/DC			B4TU11F	10	0,027
2NC ¹⁾ 	max. 440V AC/DC			B4TU02F	10	0,027
2NO	max. 440V AC/DC			B4TU20F	10	0,027

Lamp holder, socket BA9s for LED or lamps, lamps see page 19

max. 440V AC/DC	direct connection, for lamps max. 1,9W (take care for active power consumption)		B4FU	10	0,013
-----------------	---	--	-------------	----	-------

1)  NC contact has a positive opening according to IEC/EN 60947-5-1

Accessories for Plastic enclosed buttons



		Type	Pack pcs.	Weight kg/pc.
Wrench	for mounting of actuators and lens caps B(S)3..	J7049	1	0,018
Couple Part	to couple enclosures BKL G or assembled stations BG..	B4-8852	1	0,018
Suspension Eye	for hanging stations	B4-9929	1	0,188
Handle and Cable Inlet	to change enclosures BG.. or assembled stations BG.. into a hanging station	B4-9149	1	0,064

Push Buttons for Enclosures 22mm IP65

Specification	Colour	Symbol	Length mm	Type	Pack pcs.	Weight kg/pc.
Push buttons grey RAL7035						
Reset push button	blue	R	8-22	B2GRB-22	10	0,005
	blue	R	22-60	B2GRB-60	10	0,016
Reset push button with stop function	red	0/R	8-22	B2GR-22	10	0,005
	red	0/R	22-60	B2GR-60	10	0,016
Start push button	green	I	8-22	B2GI-22	10	0,005
	green	I	22-60	B2GI-60	10	0,016
Stop push button	red	0	8-22	B2G0-22	10	0,005
	red	0	22-60	B2G0-60	10	0,016
Mushroom head lockable Ø28mm	red	0	8-22	B2GP-22	10	0,005
	red	0	22-60	B2GP-60	10	0,016

Push buttons with metal ring and self adjusting extension pin



Reset push button	blue	R	19,5-38,5	B3GRB-31,5	10	0,023
	blue	R	38,5-60	B3GRB-60	10	0,026
Reset push button with stop function	red	0/R	19,5-38,5	B3GR-31,5	10	0,023
	red	0/R	38,5-60	B3GR-60	10	0,026
Start push button	green	I	19,5-38,5	B3GI-31,5	10	0,023
	green	I	38,5-60	B3GI-60	10	0,026
Stop push button	red	0	19,5-38,5	B3G0-31,5	10	0,023
	red	0	38,5-60	B3G0-60	10	0,026
Mushroom head lockable Ø28mm	red		19,5-38,5	B3GP-31,5	10	0,023
	red		38,5-60	B3GP-60	10	0,026

Specification	Diameter Ø mm	Length mm	Type	Pack pcs.	Weight kg/pc.
---------------	---------------	-----------	------	-----------	---------------

Extensions for push buttons



self adjusting pin, for B(S, C)3D.. and B(S, C)3P..	15	19,5 - 38,5	B4V31,5	10	0,001
	18,5	38,5 - 60	B4V60	10	0,004

Technical Data

Terminal markings for control units according to DIN EN 50013

Distinc. number	Contact elements	Distinc. number	Contact elements	Distinc. number	Contact elements	Distinc. number	Contact elements	Distinc. number	Contact elements	Colour code
10								01		 NO Green NC Red
20		11						02		
30		21		12				03		
40		31		22		13		04		

Data according to IEC 947-5-1, VDE 0660, EN 60947-5-1

Type		B3T	B4T
Rated insulation voltage U_i	V AC	690 ¹⁾	500
Utilization category AC12 Control of resistive loads and solid stateloads with isolation by opto couplers			
Rated current I_e	220-240V A 380-415V A 500V A 690V A	10 10 10 10	10 10 10 -
Utilization category AC15 Control of electromagnetic load (>72VA)			
Rated current I_e	220-240V A 380-415V A 500V A 690V A	6 5 3 2	6 5 3 -
Utilization category DC12 L/R = 1ms Control of resistive loads and solid stateloads with isolation by opto couplers			
Rated current I_e	24V A 60V A 110V A 220V A	10 6 2,5 0,8	10 6 2,5 0,8
Utilization category DC14 L/R = 15ms Control of electromagnetic loads having economy resistors in circuit			
Rated current I_e	24V A 60V A 110V A 220V A	8 1 2 0,5	8 1 2 0,5
Utilization category DC13 L/R = 300ms Control of electromagnets			
Rated current I_e	24V A 60V A 110V A 220V A	2 5 0,5 0,2	2 5 0,5 0,2
Making capacity	A	60	60
Breaking capacity $\cos\phi = 0,7-1$	40-60Hz A	50	50
Mechanical life	millions of operations	10	10
Contact life (AC15)			
100VA	millions of operations	10	10
300VA	millions of operations	3	3
800VA	millions of operations	1	1
1200VA	millions of operations	0,5	0,5
Maximum frequency of operations	ops. per hour	600	600
Short circuit protection	slow, gL (gG) A	25	25
Type		B3F	B4F
Rated insulation voltage U_i	V AC	440 ²⁾	440 ²⁾
Lamp base		BA9s	

Type		B3., B4., B5.
Protection degree (according to IEC 947-1) in assembled state, from the front from rear		IP67/IP65 IP20/IP00
Ambient temperature	°C	-20 to +50
Cable cross-section		
	solid, mm ² flexible, mm ²	0,5 - 2,5 0,5 - 2,5
Cables per clamp	flexible with multicore cable end, mm ² number	0,5 - 1,5 2
Mounting hole (according to IEC 947-1)	Ø mm Ø mm	22,5 30,5
Mounting position		optional
Terminal screws		Pozidriv No. 2 screws M3,5

Data according to cULus

Type	B3.	B4.
Contact Block for NO and NC	600 V AC max.	600 V AC max.
General use	10A	10A
Heavy pilot duty	A600	A600
Lamp Holder with socket BA9s	240V 2,6W max.	240V 2,6W max.
Wire (Contact and lamp holder)	14 - 18AWG	14 - 18AWG
Torque	9 lb/in.	9 lb/in.

Approvals

Country	USA, Canada UL	Europe CE	Register of Shipping Great Britain LRS	CENELEC CB- Certificates
Type				
B3T..	o	o	-	o
B3F..	o	o	-	o
B4TU..	o	o	o	o
B4T..UF	o	o	o	o
B4FU..	o	o	o	o
B3-MB..	-	o	-	-

o In standard version approved

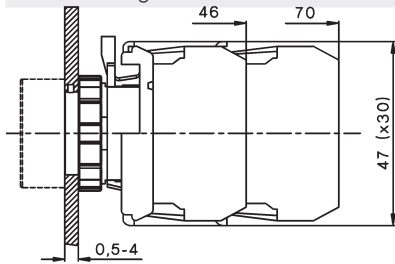
- Not provided for test till now

1) suitable for: earthed-neutral systems, overvoltage category I to IV, pollution degree 3 (standard-industry): $U_{imp} = 6kV$. Data for other conditions on request
2) suitable for: earthed-neutral systems, overvoltage category I to III, pollution degree 3 (standard-industry): $U_{imp} = 4kV$

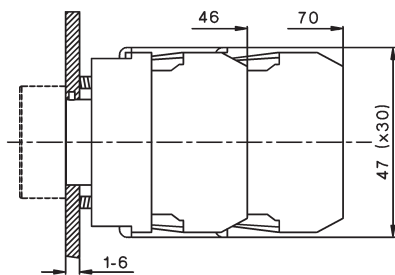
Dimensions

Actuators and Lens Caps 22mm

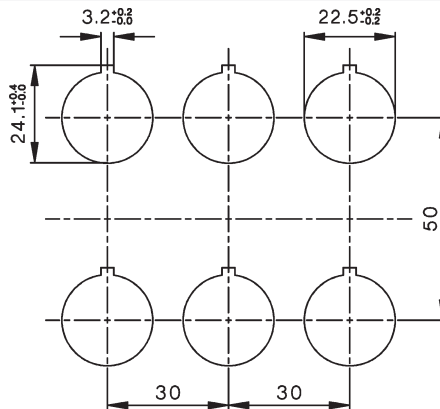
Panel mounting B3S



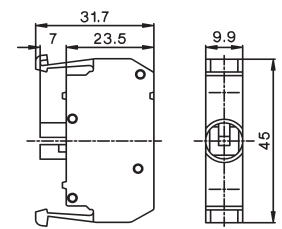
Panel mounting B3M



Mounting holes



Contact blocks and Lampenhalter B3...

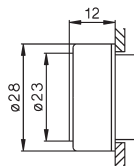


Dimensions of minimum space requirements according to IEC. Take to consideration the field of traverse of swing knobs (27mm) and the diameter of mushroom heads.

Actuators and Lens caps

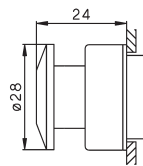
Flush Head
Illuminated Flush Head

B3D(R), B3DL(R)
BS3D(R), BS3DL(R)
BC3D(R), BC3DL(R)



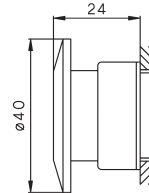
Mushroom Head Ø28mm
Emergency Stop Ø28mm

B3P1 bis B3P3
BS3P1 bis BS3P3
BC3P1 bis BC3P3



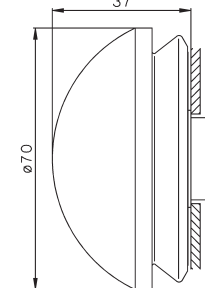
Mushroom Head Ø40mm
Emergency Stop Ø40mm

B3P14, B3P34
BS3P14, BS3P34
BC3P14, BC3P34



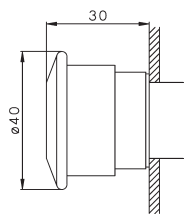
Mushroom Head Ø70mm
Emergency Stop Ø70mm

BS3P14P
BS3P34P



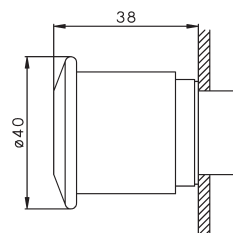
Push-and pull button Ø40mm

BS3P44

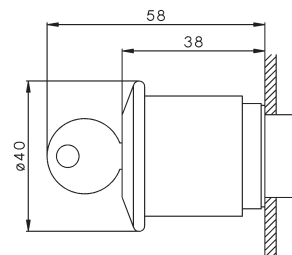


Push-and pull button Ø40mm

BS3P45

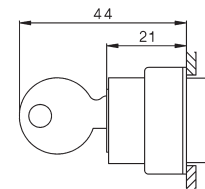


Push-and pull button Ø40mm
with key
BS3P44S3



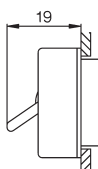
Lockable Push button

B3SAR., B3SAT.
BS3SAR., BS3SAT.
BC3SAR., BC3SAT.



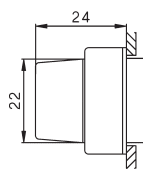
Toggle

B3E
BS3E
BC3E



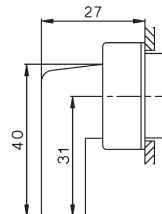
Rotary Knob

B3KN, B3KL
BS3KN, BS3KL
BC3KN, BC3KL



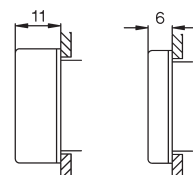
Swing Knob

B3KRL, B3KRN
BS3KRL, BS3KRN
BC3KRL, BC3KRN



Lens Cap

B3R(F) B3RN



Dimensions

Actuators and Lens Caps 22mm

Double push button

Monoblock Multi-LED

Protection cover

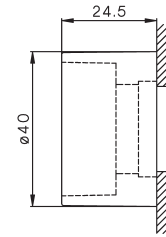
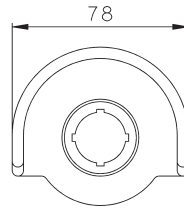
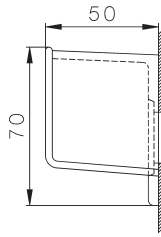
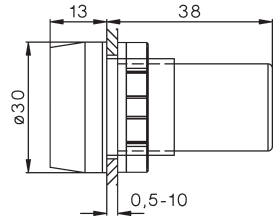
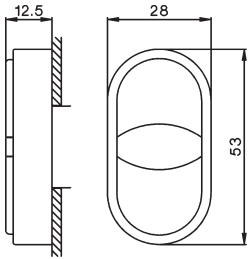
Protection ring w. thread

B3DT

B3-MB...

B3-SK ..

P921-



Label holder

Legend plate

Label holder

Label holder

Legend plate

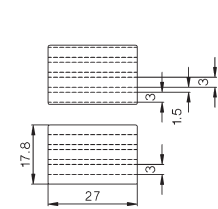
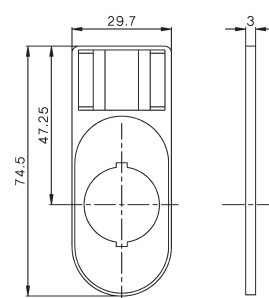
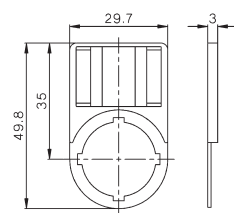
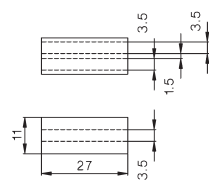
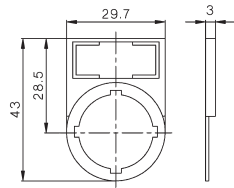
P751

BK4-...

P761

P761-DT

BK8-...

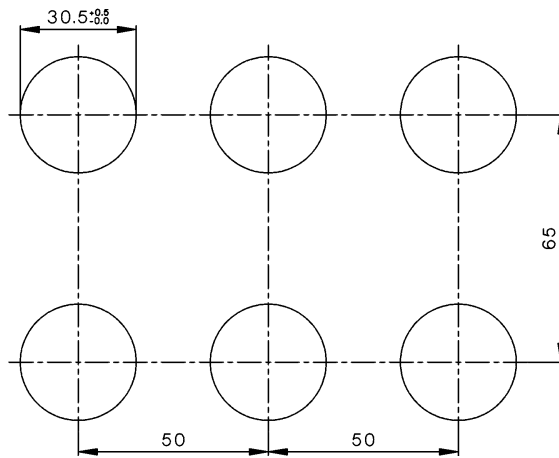
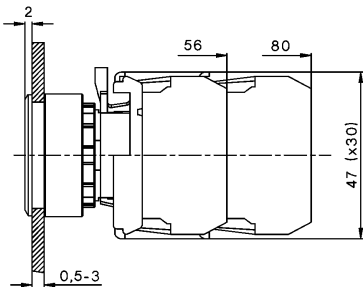


Dimensions

Actuators and Lens Caps 30mm

Panel mounting B3S

Mounting holes



Actuators and Lens caps

Flush Head
Illuminated Flush Head

Mushroom Head Ø28mm
Emergency Stop Ø28mm

Mushroom Head Ø40mm
Emergency Stop Ø40mm

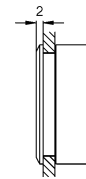
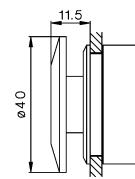
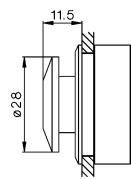
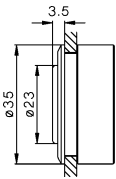
Lens Cap

B5D(R), B5DL(R)
BS5D(R), BS5DL(R)

B5P1 to B5P3
BS5P1 to BS5P3

B5P14, B5P34
BS5P14, BS5P34

B5RF



Toggle

Rotary Knob

Swing Knob

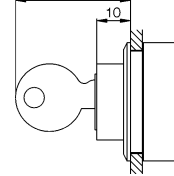
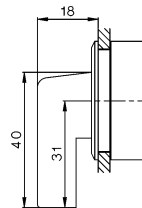
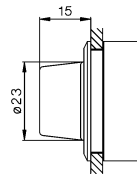
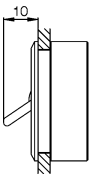
Lockable Push button

B5E
BS5E

B5KN, B5KL
BS5KN, BS5KL

B5KRL, B5KRN
BS5KRL, BS5KRN

B5SAR., B5SAT.
BS5SAR., BS5SAT.



Label holder

Legend plate

Label holder

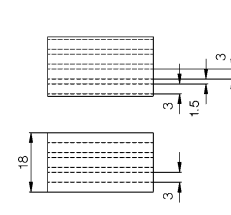
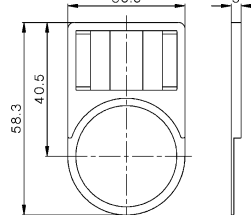
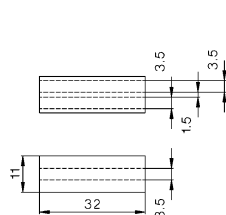
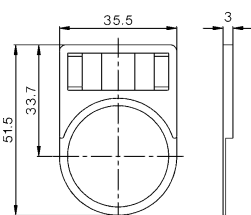
Legend plate

P942-1

BK5-...

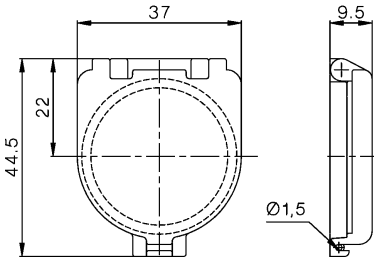
P1043

BK10-..



Dimensions

Protective Cover
B5-SAP



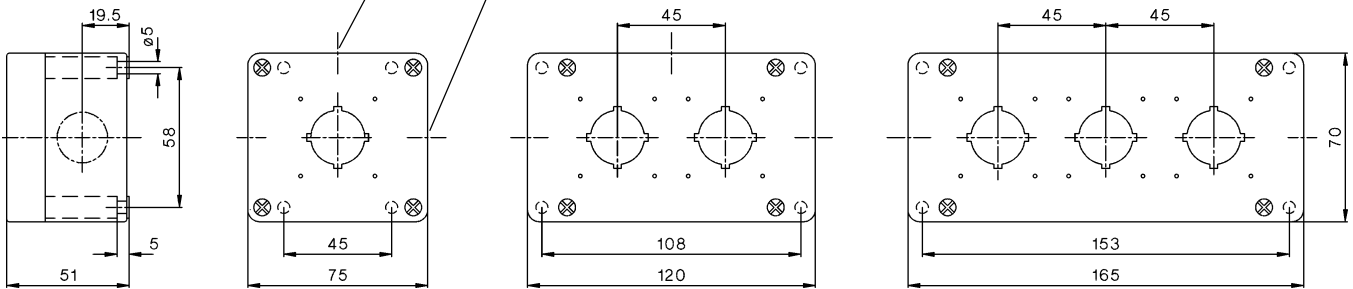
Enclosures for Custom Built Stations

BG1

BG2

BG3


Three conduit entries (knockouts), each on top, left and right side, Ø20,5mm (M20 or PG13,5)



Conduit entries in the bottom
(knockouts)

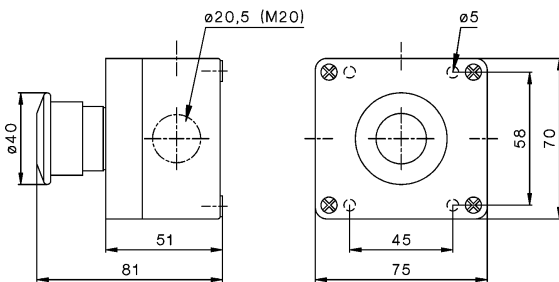
Coupled Enclosures
B4-8852

Hanging Station
B4-9149



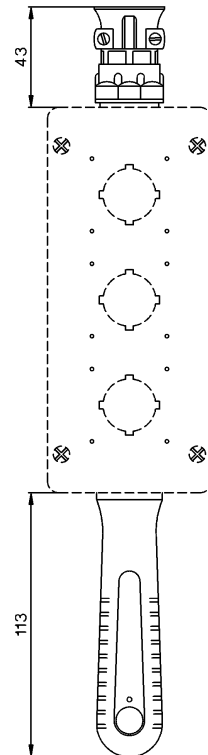
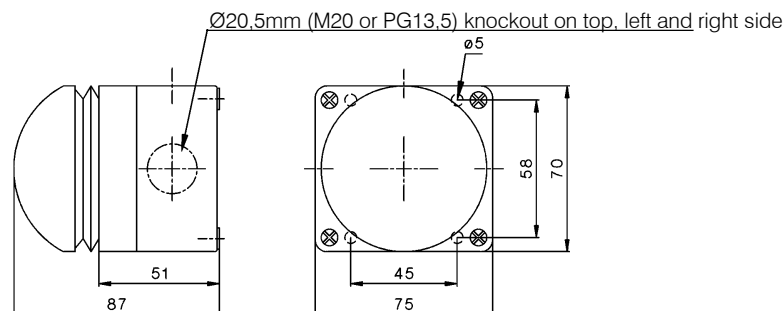
EMERGENCY STOP Push Button Ø40 mm

BG10P44



EMERGENCY STOP Push Button Ø70 mm, Foot switch

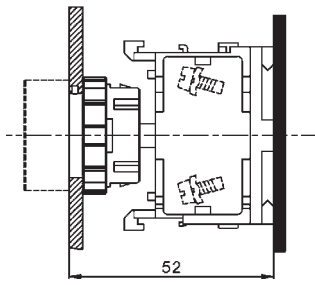
BG10P34P, BG10P14P



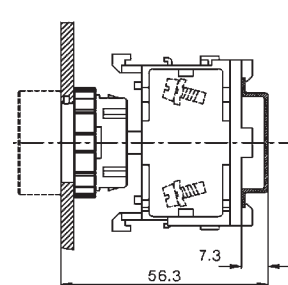
Dimensions

Actuators 22mm

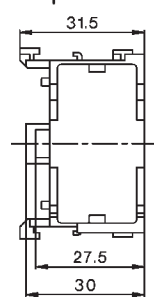
Base mounting



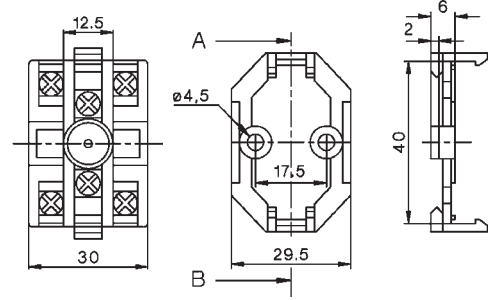
DIN-rail mounting



Contact blocks and Lamp Holders B4.U...

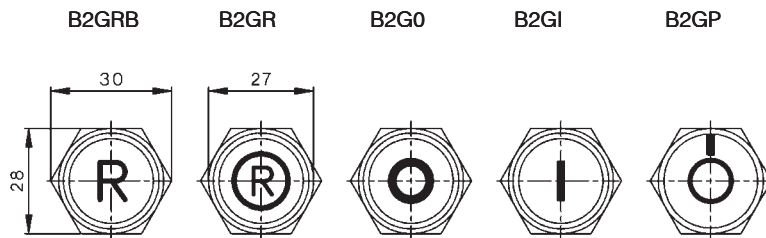
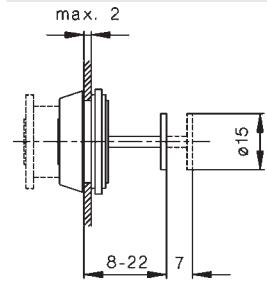


Base B4U

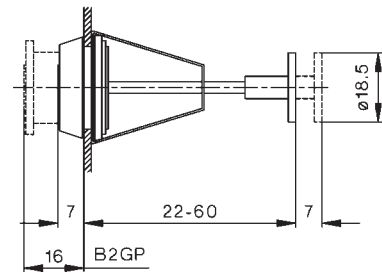


Push buttons for enclosures

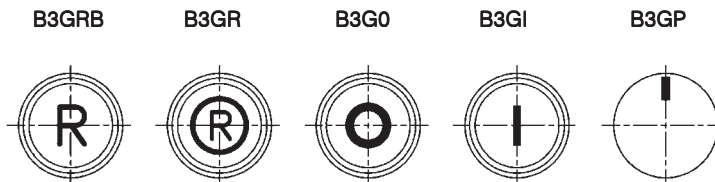
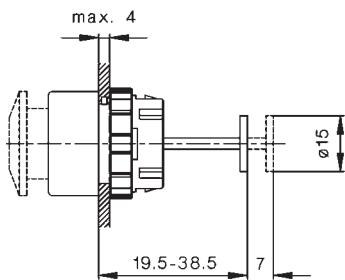
B2G...-22



B2G...-60



B3G...-31,5



B3G...-60

